



LIBERATING POTENTIAL

The Essex Local Area Agreement 2008-2011

Introduction

[to be drafted]

Contents

Content	Page number
Our People	4
Higher achievement in education and training	
(1) Children and young people realise their potential in education and training	5
Greater participation in education and training	
(2) Fewer children and young people missing education or not in employment or training	8
Supporting independent living	
(3) More older people supported to live at home with sufficient support for carers	10
Supporting vulnerable people	
(4) Vulnerable people are protected from abuse or neglect	12
Promoting health and leisure	
Longer and healthier lives	
(5) Longer life expectancy with lower obesity and less smoking and major health needs addressed	14
(6) Less substance misuse	17
Better mental health	
(7) Better mental health for all	19
More participation in sport	
(8) More participation in sport and culture	21
Our Communities	23
A wider range of housing more easily available	
(9) A range of affordable homes are available with less homelessness and a greater supply of suitable accommodation for care leavers, youth offenders and runaways	24
Improve access to services	
(10) Local residents' enjoy better access to employment, education, health, leisure and community facilities, with better public and community transport	26
A stronger voluntary sector	
(11) Greater participation in voluntary clubs and groups	29
Making communities safer	
(12) Fewer deaths and serious injuries from road accidents	30
(13) Less youth offending	32
(14) Fewer high impact crimes	34

(15) People feel safer	36
Our Economy	37
Promoting sustainable economic growth	
(16) People have the skills for higher value-added jobs in a knowledge based economy	38
(17) A dynamic business sector with higher levels of inward investment and business innovation and expansion, making the most of the 2012 Olympics	41
(18) Less congestion on the roads, with roads in good condition	43
Our World	44
Protecting the environment	
(19) Smaller domestic, business and public sector carbon footprint	45
(20) A well managed natural environment	48
Reducing and recycling waste	
(21) Less waste and increases recycling	49

Our People

We want people to reach their potential and enjoy a high quality of life.

Achieving this will involve:

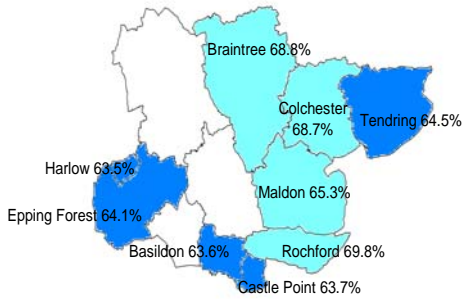
- Higher achievement in education and training
- Greater participation of children and young people in education and training
- Supporting independent living for older people
- Supporting vulnerable people
- Promoting health and leisure
 - people leading longer and healthier lives
 - less substance misuse
 - better mental health
 - more participation in sport

Priority 1	Children and young people realise their potential in education and training
-------------------	--

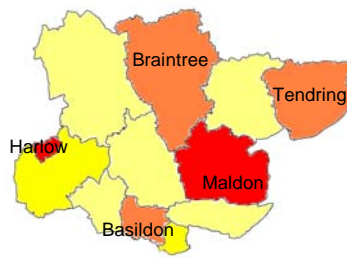
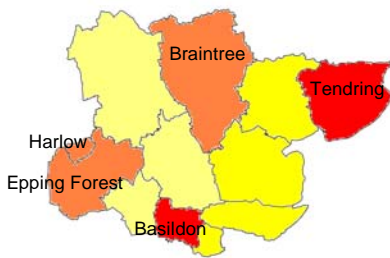
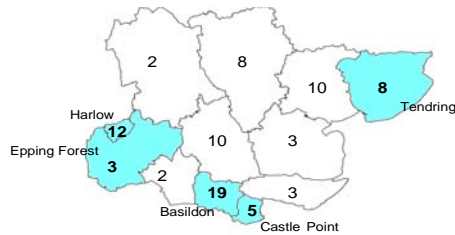
- | |
|--|
| Outcomes |
| <ul style="list-style-type: none"> • Children achieve more at Foundation Stage (age 4-5) • Children progress well and achieve more at Key Stage 2 (age 8-11) • Children progress well and achieve more at Key Stage 3 (age 12-14) • Children progress well and achieve more at Key Stage 4 (age 15-16) |

Focus

Districts where a lower proportion of children achieve 78+ in Early Years than the national average: 2006/7 (nb. national average = 71%)



Districts with KS2 attainment in English and/or Maths below Essex average, and number of schools below floor targets for KS2 English and/or Maths: 2006



% pupils achieving Key Stage 3 Level 5 English: 2006

65-70
71-75
76-80
81-85

% pupils achieving 5 A*-C GCSEs or equivalent, inc. Maths & English: 2006

30-35
35-40
40-45
45+

Baseline and target data for districts and special groups is summarised in Annex A

Baselines and targets				
Indicator	Baseline	2008/09 Target	2009/10 Target	2010/11 Target
Early Years (EYFSP) – to narrow the achievement gap at age 5 (NI 92)	2007: 37.9%			
Early Years (EYFSP) – to increase achievement for all children at age 5 (NI 72)	2007: 45%			
Key Stage 2 - to increase proportion achieving level 4+ in both English and maths (NI 76)	2007 (English): 80% 2007 (Maths): 77%			
Key Stage 1-2 – to improve proportion progressing 2 national curriculum levels in English (NI 93)	Not currently collected			
Key Stage 1-2 - to improve proportion progressing 2 national curriculum levels in Maths (NI 94)	Not currently collected			
Children in care – to increase proportion achieving level 4+ in English at Key Stage 2 (NI 99)	2006: 43.8%			
Children in care – to increase proportion achieving level 4+ in maths at Key Stage 2 (NI 100)	2006: 43.8%			
Key Stage 3 - to increase proportion achieving level 5+ in both English and maths (NI 77)	2007 (English):76% 2007 (Maths):77%			
Key Stage 3 – to increase proportion achieving level 5 in science (NI 83)	2007: 73%			
Key Stage 2-3 - to improve proportion progressing 2 national curriculum levels in English (NI 95)	Not currently collected			
Key Stage 2-3 - to improve proportion progressing 2 national curriculum levels in Maths (NI 96)	Not currently collected			
Key Stage 4 – to increase proportion achieving 5 A*-C grades at GCSE and equiv incl. GCSE English and maths (NI 75)	2007: 47.2%			
Key Stage 3-4 - to improve proportion progressing equivalent of 2 national curriculum levels in English (NI 97)	Not currently collected			
Key Stage 3-4 - to improve proportion progressing equivalent of 2 national curriculum levels in maths (NI 98)	Not currently collected			
Children in care – to increase proportion achieving 5 A*-C grades at GCSE and equiv incl. GCSE English and maths (NI 101)	Not currently collected			

Partnership Delivery

Delivery Options

Foundation Stage:

- Develop systems for tracking and monitoring Early Years performance on a local/district level to identify under-performing settings.
- Increase dissemination of good practice between Early Years head teachers and practitioners across Essex.
- Raise awareness and involvement of parents in Early Years provision.

Key Stage 2, 3 and 4:

- Targeting of more intensive support to underperforming schools – the LAA currently delivers targeted interventions to a subgroup of schools (including mentoring, peer coaching and monitoring) and more general support addressing under-performance in schools across Essex. There is a strong case for revisiting the selection of targeted schools now using more recent data on KS2, 3 and 4 performance - possibly at district or sub-district level.

Looked after Children:

- One option identified by SCF is to deliver more intensive, multi-agency support to individual LACs who are identified as being at risk of poor attendance/achievement – drawing on pupil data collected by the Virtual School.
- Other mooted changes, which could potentially be delivered through LAA2, include the use of e-learning, volunteer mentors, and training for corporate parents on attendance issues.

Implications for Partnership Working

Foundation Stage:

ECC already works closely with Children Centres and other Early Years settings towards raising Foundation Stage achievement. Further partnership work may be necessary with parents to create greater opportunities for them to become involved in their children's learning in Early Years. Raising Foundation Stage achievement is also part of the remit of the new TASCC teams, meaning that close partnerships will also need to be developed between the teams and Early Years settings in their local area.

Key Stage 2, 3 and 4:

There should not be any major implications for partnership working towards this priority, given the relationships that have already been developed through the current LAA. Key partners are: the ECC Improvement and Advisory Service, schools, the Libraries Service and Pupil Support Service, and Connexions. New partnerships may also have to be developed with the new TASCC teams to develop/deliver support to improve attendance.

Looked after Children:

SCF already work closely with schools and other partners towards achieving this priority, although the arrangements for this may have to be revised following the appointment of the head of the Virtual School for LACs. New partnership working arrangements will also have to be developed with the new TASCC teams, and potentially also with voluntary sector organisations (eg. CVS) to recruit/train volunteer mentors.

Contact

Name:

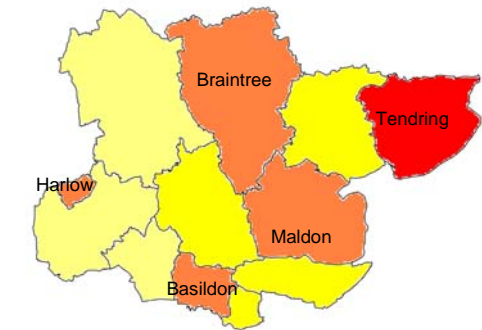
Email:

Priority 2	Fewer children and young people missing education or not in employment or training
-------------------	---


Outcome
<ul style="list-style-type: none"> To reduce the number of 16-18 year olds in Essex who are not in education, employment or training. To reduce number of primary and secondary school pupils in Essex who are persistently absent from school.

Focus

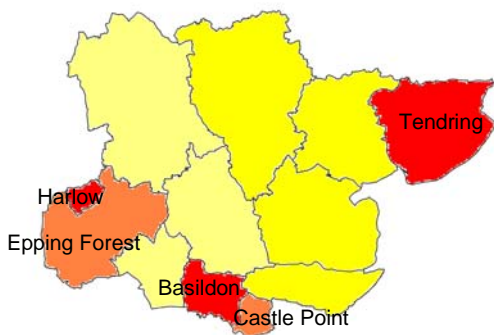
NEET population in Essex, 2007



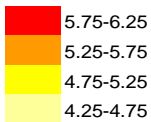
% of 16-18 yr olds not in Education, Employment or Training: March 2007



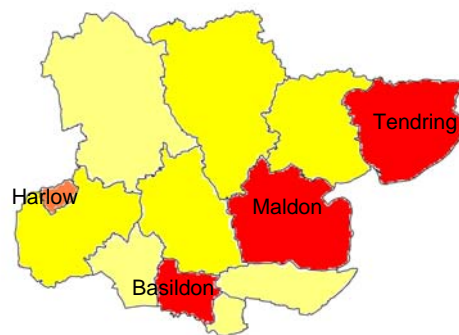
Primary school attendance in Essex, 2006-7




% primary school sessions missed: Autumn 2006 - Spring 2007



Secondary school attendance in Essex, 2006-7



% secondary school sessions missed: Autumn 2006 - Spring 2007



Baseline and target data for districts and special groups is summarised in Annex A

Baselines and targets

Indicator	Baseline	2008/09 Target	2009/10 Target	2010/11 Target
Attendance – to reduce persistent absentee pupils in primary and secondary schools (NI 87)	Autumn 2006/ Spring 2007 (primary): 2.0% (secondary): 7.1%			
16 to 18 year olds who are not in education, training or employment (NEET) (NI 117)	July 2007: 7%			

Partnership Delivery

Delivery Options

Review and if necessary revise the selection of schools targeted for support to reduce the number of students entering the NEET population. Connexions now produce sub-district level NEET figures that could be used to target support, in addition to school-level data.

Increase the involvement of parents in children's education, particularly through the new TASCC teams, to address the factors behind persistent absence and promote post 16 education and/or entry to into training or employment.

Introduce into primary schools the measures that are currently in place in secondary schools to reduce persistent absences.

Monitor and track pupils at risk of persistent absence between primary and secondary schools.

Implications for Partnership Working

Key organisations already working together to deliver this priority include:

EST Connexions
Essex County Council
Schools
Learning and Skills Council

The new TASCC teams across Essex will be important partners in achieving this priority, particularly in addressing persistent absences. This is part of their remit, and by working with parents as well as children they will be well placed to address some of the underlying factors influencing absences. New partnerships arrangements will need to be developed between TASCC teams and schools in their locality to facilitate this.

The incorporation of Connexions into ECC will potentially create further opportunities for co-ordinating efforts to address persistent absence and reduce the NEET population.

Contact

Name:
Email:

Priority 3	More older people supported to live at home with sufficient support for carers
-------------------	---

Outcomes
<ul style="list-style-type: none"> • Increasing the ratio of over 65s who are helped to live at home compared to those in residential care • Expansion of home care, preventative health care & support for carers. • Promoting welfare rights and benefits take-up (e.g. Pension Credit). • Increasing satisfaction of over 65s with ASC services, particularly Home Care and those directly purchased through Direct Payments and Individual Budgets to be extended from April 2008 over a five year period to 80% of ASC clients. • Reducing the number of unscheduled acute, mental health & community hospital bed days for over 75s. • Maximising incomes for carers • The percentage of carers in Essex receiving a specific carer's service to increase. • Ensure that the consideration of carers' needs is embedded in the assessment process. • Offer information about a range of practical and emotional support services through a dedicated team as part of our Carers' Strategy. • Expand respite care, including providing telephone assessments for carers and working to increase their take-up.

Focus
<p>Harlow has the lowest rate of older people receiving social care services. Braintree, Brentwood & Tendring sought improvements, and Colchester, Epping & Uttlesford placed health in their top three priorities (Quality of Life focus groups, Oct 2007).</p> <p>Carers: County wide – with emphasis on districts with low levels of caring, e.g. Harlow.</p> <p>Baseline and target data for districts and special groups is summarised in Annex A</p>

Baselines and targets				
Indicator	Baseline	2008/09 Target	2009/10 Target	2010/11 Target
People over 65 who say that they receive the information, assistance and support needed to exercise choice and control to live independently (NI 139)				
Carers receiving needs assessment or review and a specific carer's service, or advice and information (NI 135)				
The number of emergency bed days per head of weighted population (NI 134)				
Delayed transfers of care from hospitals (NI 131)				
Social Care clients receiving Self Directed Support (Direct Payments & Individual Budgets) (NI 130)				

User reported measure of respect and dignity in their treatment (NI 128)					
Achieving independence for older people through rehabilitation/intermediate care (NI 125)					
Satisfaction of people over 65 with both home and neighbourhood (NI 138)					

Partnership Delivery

Delivery Options

- Essex County Council will lead on this target with support from public, private and voluntary sector partners. Social Care Direct will offer a first point of contact for older people's care, linking citizens to voluntary sector organisations and support groups. Information will be disseminated through libraries, hospitals and GP surgeries. User engagement will be encouraged in the development of care solutions
- Use the Carers Special Grant to provide, with the voluntary sector, easily accessible local support services.
- Social Care Direct as the first point of contact for voluntary sector organisations and support groups
- Signposting of carer's information and support through libraries, hospitals and in GP surgeries.

Implications for Partnership Working

- Better communication & information sharing is needed between ECC, DWP Pensions Service, PCTs & GPs.
- GPs need to identify and refer potential care users and carers who need additional support.
- ECC to provide additional support for outreach services through the voluntary sector - Age Concern, Help the Aged, Citizens Advice Bureaux, etc.
- Greater involvement of Mencap, Help the Aged & Age Concern and user groups in the formulation of care solutions
- GPs need to identify and direct carers in need of additional support, e.g. respite care, before caring adversely affects their own health

Contact

Name:

Email:

Priority 4 | Vulnerable people are protected from abuse and/or neglect

Outcome

- To safeguard adults and older people from neglect and/or physical, psychological, sexual and financial abuse, without restricting their freedom of choice, or removing their dignity.
- To ensure that all service users are treated with respect and dignity
- To protect children and young people from bullying at school
- To keep children on the Child Protection register safe

Focus

Protecting vulnerable people of all ages is an Essex wide priority.

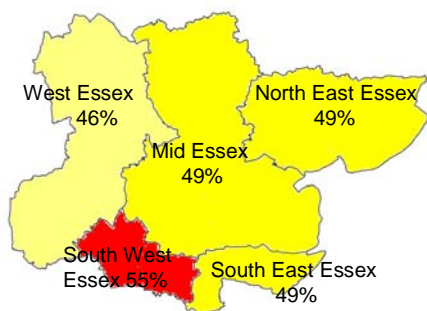
Adults

It is applicable to all agencies helping to deliver services to Essex citizens including statutory, voluntary and independent sectors, who provide services for or who have contact with vulnerable adults.

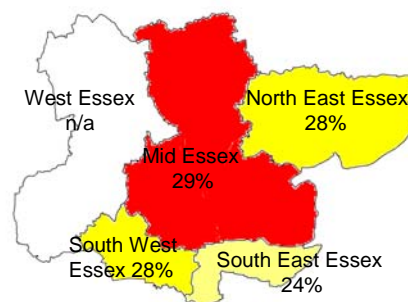
Children

% of pupils sometimes afraid to go to school due to bullying: 2007

Primary schools



Secondary schools



NB. Data on Child Protection cases not available by district in Essex.

Baseline and target data for districts and special groups is summarised in Annex A

Baselines and targets

Indicator	Baseline	2008/09 Target	2009/10 Target	2010/11 Target
Child protection plans lasting 2 years or more (NI 64)	2006/7: 3.7%			
Children who have experienced bullying (NI 69)	Not currently collected			
User reported measure of respect and dignity in their treatment (NI 128)				

Partnership Delivery

Delivery Options

Children

- Increase the number and effectiveness of anti-bullying programmes and Safer Schools Partnerships.
- Deliver more intensive, targeted support in hotspot areas or individual schools with high rates of bullying against children and young people.
- Continue staff development through training for Child Protection practitioners on the effects of domestic violence, Serious Case Reviews and neglect.
- Develop partnership working between the new TASC teams and other partners to deliver more effective early intervention.

Adults

- Improve the effectiveness of systems to prevent abuse to vulnerable people.
- Implementation of recruitment safeguards in addition to further staff development training.
- Build on existing partnerships to ensure early intervention in cases of abuse.

Implications for Partnership Working

Children

- Essex County Council already works closely with schools, Essex Police and other partners to reduce bullying in Essex. Delivering more targeted, localised support is likely to require partnerships to be developed around the new TASC teams, which have a remit to promote anti-bullying programmes with schools.
- The director of SCF chairs the Essex Safeguarding Children Board, which is also attended by Essex Police, Probation, Youth Offending Teams, Health Trusts and the NSPCC. The Board is still relatively new and there will be opportunities for closer work between partners in the future. Effective working relationships will also need to be developed between TASC teams and partners working in Child Protection.

Adults

- Action for Adults should be coordinated, implemented and overseen by the Essex Vulnerable Adults Protection Committee, which is comprised of Essex County Council, Social Services, Police, Primary Care Organisations, Probation, District & Borough Councils, Department of Work and Pensions, the Commission for Social Care Inspection, voluntary organisations and care providers.

Contact

Name:

Email:

Priority 5	Longer life expectancy with lower obesity and less smoking and major health needs addressed
-------------------	--

Outcomes
<ul style="list-style-type: none"> • Improve our residents' quality of life by reducing health inequalities and increasing life expectancy. • Reduce future cost implications of health support within the county. • Reduce the possibility of contracting secondary health conditions such as heart disease, type 2 diabetes, osteoarthritis, sleep apnoea and some cancers due to lifestyle choices. • Increase the take up of childhood immunisation, helping to defend against possible diseases. • Design life-long, positive health measures into our built environment. We want the location, design and layout of new developments to encourage more use of public transport, cycling and walking, safer and accessible play areas and to help develop green grids in the county.

Focus
<p><u>Health promotion:</u> County wide but targeting areas with low MMR immunisation and breast feeding take up such as Braintree, Castle Point and Epping Forrest.</p> <p><u>Smoking:</u> Basildon, Harlow, Tendring, specifically deprived wards should also be targeted</p> <p><u>Obesity in children:</u> Tendring has the highest levels of obesity in reception year. Harlow and Basildon have the highest obesity levels for year 6 children.</p> <p><u>Obesity in adults:</u> Areas with a higher % of population classed as obese compared to the English average include Tendring (26.3%), Harlow (24.1%) and Basildon (23.2%).</p> <p>Baseline and target data for districts and special groups is summarised in Annex</p>

Baselines and targets				
Indicator	Baseline	2008/09 Target	2009/10 Target	2010/11 Target
Healthy life expectancy at age 65				
Obesity among primary school age children in Reception Year and/or Obesity among primary school age children in Year 6 (NI 55/56)				
16+ current smoking rate prevalence (NI 123)				
All-age all cause mortality rate PSA 18 and/or Mortality rate from all circulatory diseases at ages				

under 75 and/or Mortality from all cancers at ages under 75 (NI 119/120/121/122)					
Under 18 conception rate (NI 112)					

Partnership Delivery

Delivery Options

- Develop outreach health promotion services targeting hard to reach groups and improving communication with areas low in take up of MMR immunisation and breast feeding.
- Develop information networks for parents ensuring there is access to confidential advice and support.
- Establish a cross agency task group with lead personnel responsible for delivering a robust action plan.
- The Essex Tobacco Alliance will lead on a number of initiatives including;
 - Appointing a Co-ordinator who will be responsible for the delivery of the ETA action plan.
 - Arrange a conference to facilitate awareness of the new legislation in the workplace.
 - Review evidence of interventions to stop children and young people smoking.
 - Work with youth councils, youth workers, youth clubs and teachers to raise awareness of smoking.
- The Essex Obesity Alliance intends to deliver programmes listed in their delivery plan;
 - Ensuring that 80% of childhood measurement data is collected within the county. Establishing a more robust system for data collection and monitoring of obesity prevalence.
 - Educating children about their dietary choices through the Healthy School Initiative.
 - Encouraging and promoting participation in physical activities both within and outside school hours.

Implications for Partnership Working

- As this priority is largely dependent on an individual's lifestyle choices, the initiatives and interventions implemented by any of the agencies may be limited to the individual's commitment to change.
 - There needs to be a more coordinated approach towards the delivery of this priority between partners and initiatives.
 - Limited funding - implications over allocation between agencies, initiatives and interventions.
 - Is the length of the LAA too short to deliver measureable health changes.
 - Ensure consistent and robust data collection with regular monitoring.
 - Consideration for long term health planning.
- Investigate possibility of capacity and resource sharing to facilitate delivery of the priority.

- To measure and categorise a child as 'overweight' or 'obese' could be complicated by fluctuations in weight whilst the child still grows.
- The Foresight report stated that the 'obesity epidemic cannot be prevented by individual action alone and demands a societal approach'.

Contact

Name:

Email:

Priority 6 | Less substance misuse

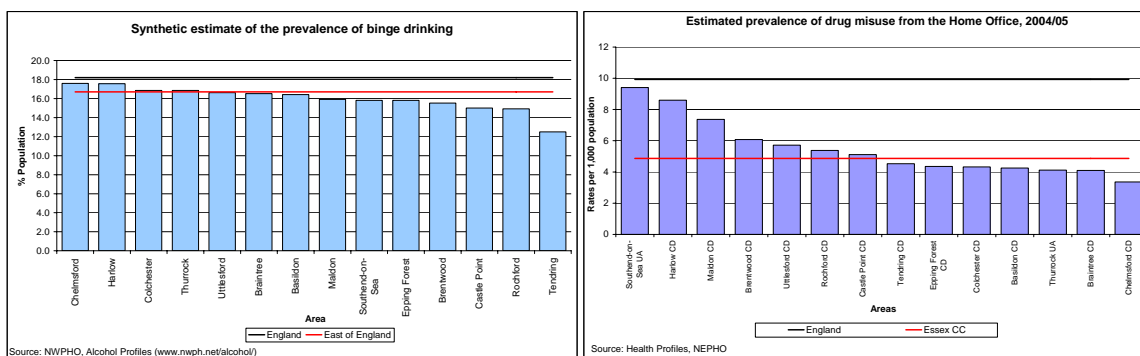
Outcomes

- Reduced alcohol misuse, especially among young people
- Reduced drug misuse, especially among young people

Focus

In this LAA, there will be a strong focus on reducing alcohol misuse. It is estimated that alcohol misuse in Essex incurs annual costs of about £180m to the local economy, £200m in crime and disorder and £36m in health services.

Chelmsford, Harlow and Colchester have *binge drinking* rates above the East of England average; Harlow and Colchester also have more *alcohol-related violent crimes* per 1000 people than the Eastern average. No Essex district has an estimated level of *drug misuse* above the national average, but the three districts with the highest levels are Harlow, Maldon and Brentwood. Admissions to hospital of *under-20s with mental and behavioural disorders* due to substance misuse (per 1000 population) are highest in Harlow, Rochford and Chelmsford.



Baseline and target data for districts and special groups is summarised in Annex A

Baselines and targets

Indicator	Baseline	2008/09 Target	2009/10 Target	2010/11 Target
Alcohol-harm related hospital admission rates (NI 39)				
Drug users in effective treatment (NI 40)				
Substance misuse by young people (NI 115)				

Partnership Delivery

Delivery Options

For drugs work, the Essex Drug & Alcohol Action Team has longstanding working relationships with a range of agencies. These will be developed further to deliver LAA 2 targets.

Limited resources exist for alcohol work at present. To deliver LAA 2 targets in this area, the DAAT would develop a strategic approach that focuses on early intervention (which would help to avoid and possibly reduce spending in other parts of the public sector) and preventative educational work.

Implications for Partnership Working

There will be important relationships with schools, colleges, connexions, employers, police, trading standards, social care and health services as well as with voluntary and community organisations.

Contact

Name:

Email:

Priority 7 | Better mental health for all

Outcome

- Improve the mental health and well-being of Essex residents

Focus

BAS	BRA	BRE	CAS	CHE	COL	EPP	HAR	MAL	ROC	TEN	UTT
9	7.3	7.5	8.8	7.6	7.8	7.8	9.4	7.2	7.9	8.3	6.3

% estimated with depression

Baseline and target data for districts and special groups is summarised in Annex A

Baselines and targets

Indicator	Baseline	2008/09 Target	2009/10 Target	2010/11 Target
Effectiveness of child and adolescent mental health (CAMHs) services (NI 51)	Not an existing indicator			
Adults in contact with secondary mental health services in settled accommodation and/or Adults in contact with secondary mental health services in employment (NI 149/150)	NI 149 - Not an existing indicator NI 150 - 26% (2006/07 – proxy measure)			

Partnership Delivery

Delivery Options

Enable more people with Mental Health problems to stay in employment and housing by providing more early-invention preventative help e.g. through talking therapies Government increase in spending on CBT from £5m p.a. to £170m p.a. by 2010.

Awareness raising and prevention work within schools, with employers, leisure service providers, libraries, trainers, job centres, GPs, health visitors, and the Police.

Provide more physical health advice (e.g. smoking, obesity) to people with mental health problems.

Do more to provide community facilities that can be accessed easily by those with mental health problems and the wider community as a whole, not separate facilities solely for people with such problems, thereby increasing social inclusion. Also providing supported signposting to those and other evidence based beneficial activities

Implications for Partnership Working

Channel funding to those organisations, especially Third Sector organisations, already providing effective services such as talking therapies and supported signposting, many of whom are finding it difficult to sustain funding in the current climate.

Employers in Essex especially within the Essex Partnership should work to become exemplar employers of people with mental health problems and signing up to becoming a 'Mindful Employer' for mental health. www.mindfulemployer.net

When carrying out equality impact assessments of policies and strategies ensure that when considering issues for people with disabilities that the needs of people with mental health problems are considered.

When partners are considering areas such as social inclusion in sports, leisure, arts activities include in the plans considerations, as to how to include the needs of people with mental health problems.

Links need to be made through LSPs and perhaps a check made at the LSP level as to what specialisms are represented there and whether others ought to be invited to join. Also ensure that discussions cover the needs of the whole community even if specialist areas are not represented at the LSP.

Contact

Name:

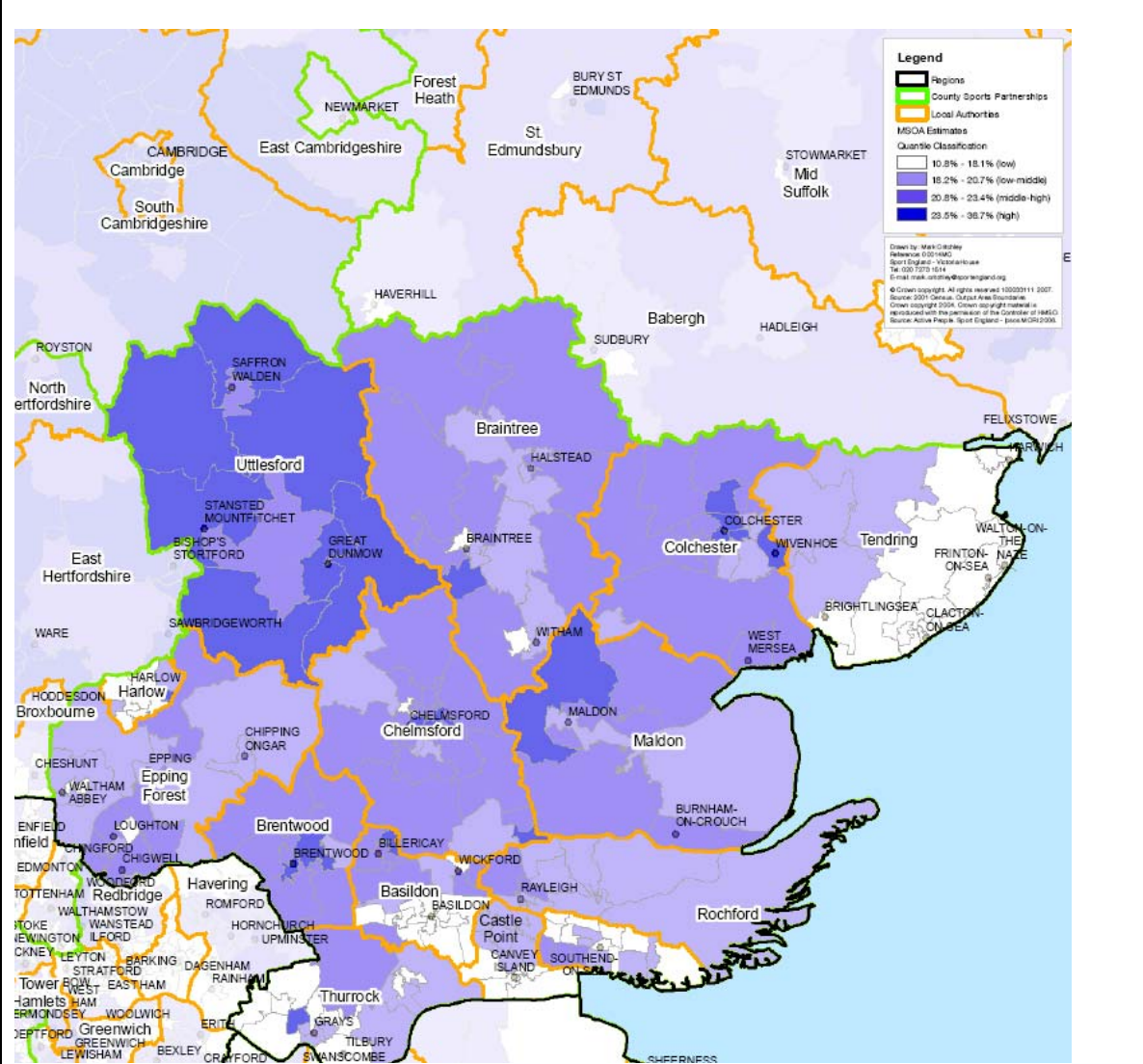
Email:

Priority 8 | More participation in sport and culture

Outcome

- Increased participation in sport and cultural activities

Focus



Baseline and target data for districts and special groups is summarised in Annex A

Baselines and targets

Indicator	Baseline	2008/09 Target	2009/10 Target	2010/11 Target
Adult participation in sport and/or Children and young people's participation in high-quality PE and sport (NI 8/57)	20.10% (NI 8) No baseline for NI 57			
Use of public libraries and/or Visits to museums and galleries and/or Engagement in the arts (NI 9-11)				

Partnership Delivery

Delivery Options

Sport Essex and the existing 12 Community Sports Networks are well placed to deliver local, action-based projects – both to increase the number of people taking part in sport and active recreation, especially among hard to reach groups, and to build clear pathways for people with sporting talent to achieve their full potential.

Analysis of sports participation levels using Mosaic software has identified particular demographic groups in particular geographic areas which need targeting in order to increase their participation levels and identifies the best ways in which to encourage these people to participate more.

Implications for Partnership Working

A whole range of partners are involved in the delivery of sport and recreation opportunities in Essex. The Community Sports Networks consist of members from:

- Local authorities (County and District/Borough)
- Local Strategic Partnerships
- Primary Care Trusts
- sportessex
- Schools Sport Partnerships
- Extended Schools
- Crime and Disorder Reduction Partnerships
- Sports Council

The question for the Essex Partnership to consider is how to ensure that including sport in the Essex Strategy and LAA 2 will add value to these existing arrangements.

Contact

Name:
Email:

Our Communities

We want people to belong to strong and supportive communities – urban and rural

Achieving this will involve:

- A wider range of housing being more easily available
- Improving access to services
- A stronger voluntary sector
- Making communities safer
 - Fewer deaths and serious injuries from road accidents
 - Less Youth offending
 - Fewer high impact crimes
 - People feeling safer

Priority 9	A range of affordable homes are available with less homelessness and a greater supply of suitable accommodation for care leavers, youth offenders and runaways
-------------------	---

Outcomes
<ul style="list-style-type: none"> • Everyone should have the opportunity of a decent home in a place they want to live, which they can afford, within a sustainable community. • To build homes that are readily adaptable to people's changing needs through one's lifetime – from raising small children, accommodating someone with a broken leg to being appropriate to the needs of the elderly • To increase the percentage of young people leaving care and young offenders who are in accommodation that meets their particular support needs

Focus																										
<table border="1"> <caption>Affordability score (2007)</caption> <thead> <tr> <th>District</th> <th>Approximate Score</th> </tr> </thead> <tbody> <tr><td>Epping Forest</td><td>85</td></tr> <tr><td>Uttlesford</td><td>95</td></tr> <tr><td>Brentwood</td><td>100</td></tr> <tr><td>Maldon</td><td>105</td></tr> <tr><td>Tendring</td><td>110</td></tr> <tr><td>Chelmsford</td><td>115</td></tr> <tr><td>Rochford</td><td>118</td></tr> <tr><td>Harlow</td><td>120</td></tr> <tr><td>Castle Point</td><td>122</td></tr> <tr><td>Basildon</td><td>125</td></tr> <tr><td>Colchester</td><td>128</td></tr> <tr><td>Braintree</td><td>130</td></tr> </tbody> </table>	District	Approximate Score	Epping Forest	85	Uttlesford	95	Brentwood	100	Maldon	105	Tendring	110	Chelmsford	115	Rochford	118	Harlow	120	Castle Point	122	Basildon	125	Colchester	128	Braintree	130
District	Approximate Score																									
Epping Forest	85																									
Uttlesford	95																									
Brentwood	100																									
Maldon	105																									
Tendring	110																									
Chelmsford	115																									
Rochford	118																									
Harlow	120																									
Castle Point	122																									
Basildon	125																									
Colchester	128																									
Braintree	130																									
Baseline and target data for districts and special groups is summarised in Annex A																										

Baselines and targets				
Indicator	Baseline	2008/09 Target	2009/10 Target	2010/11 Target
Number of affordable homes delivered (gross) and/or % decent council homes (NI 155/158)				
Care leavers in suitable accommodation (NI 147)				
Young offenders access to suitable accommodation (NI 46)				
Homelessness (local indicator needed)				

Partnership Delivery

Delivery Options

- To support the continuation of the Rural Housing Enabler programme.
- Increased use of the rural exception site mechanism to deliver small sites of rural affordable housing
- Lowering thresholds and increasing contributions from s.106 agreements generally across Essex to a reasonable level that will deliver more affordable housing
- Increased direct investment in new affordable housing wherever possible. Could revenue from second homes be used?
- Improving employment opportunities in the rural economy, to improve people's ability in rural areas to meet their own needs
- Rural proofing tools and techniques should be used. An area would seek innovative solutions either by developing them or by seeking good practice examples from others. E.g. Local communities could set up Community Land Trusts
- Sharing information from Housing Market Assessments and Housing Needs Surveys on rural housing to identify and share issues which can be worked on jointly.
- Increase the understanding of the issues around Affordable Housing of landowners, the general public, local authority officers and those making planning decisions.
- Work with communities to action the housing elements of Parish Plans – develop a bottom up/community led approach.
- Explore work/life units as a model for helping employment in rural communities.
- Improve the communication and the sharing of good practice between all RSLs working in the county
- LHS should be incorporated in the Design and Access statement. This would provide a mechanism to ensure LHS are planned for new sites. However this still would not monitor how many are actually built to the standard. Centralised monitoring is difficult as building control inspectors are currently employed by both the Local Authority and Privately. Ideally, monitoring should be done by planning compliance however historically this area of district councils does not have the capacity to fulfil this role.
- Priority 3 LAA Group are in the process of constructing Best Practice Guides. The guides will be distributed and then implemented by Districts and PCTs. These are due to be rolled out early 2008.
- The ECC Looked After Children Service and Essex YOS are currently exploring ways of working together to resolve the issues in Essex regarding accessing suitable accommodation for vulnerable young people. LAA2 will be an opportunity to act on recommendations coming out of this dialogue, and develop joint working between the two agencies, for example in procuring accommodation or providing a central source of advice and guidance for young people.

Implications for Partnership Working

The Looked After Children Service and the YOS have already started to work together (see above) and there will be even greater scope for partnership work, between the two agencies and the other partners they work with, in LAA2. Key partners currently include: district and borough councils, Supporting People, and the Connexions Service.

Contact

Name:

Email:

Priority 10	Local residents' enjoy better access to employment, education, health, leisure and community facilities, with better public and community transport
--------------------	--

Outcomes
<ul style="list-style-type: none"> To improve local residents' access to employment, education, health and leisure facilities and to ensure that people in rural communities can enjoy improved access to transport, services and essential community facilities To maximise the potential of employment land and recognise the importance of affordable housing, lobbying national government where necessary. Transport networks and issues should be considered alongside this People's lives are not limited by social or physical barriers which prevent them socialising and living satisfying, creative lives Improve Public and community transport in Essex

Focus											
BAS	BRA	BRE	CAS	CHE	COL	EPP	HAR	MAL	ROC	TEN	UTT
18	27	38	20	23	29	26	16	34	22	21	38
% saying <i>Public Transport</i> most needs improving, 2006 BVGS Surveys											
Baseline and target data for districts and special groups is summarised in Annex A											

Baselines and targets				
Indicator	Baseline	2008/09 Target	2009/10 Target	2010/11 Target
Access to services and facilities by public transport, walking and cycling (NI 175)				
Working age people with access to employment by public transport (and other specified modes) (NI 176)				
Local bus passenger journeys originating in the authority area (NI 177)	2004/05 Ottum 38,394,423 (as BL) 2006			
Bus services running on time (NI 178)	OT (start of journey) 2005/06 - 75% 06/07 - 77% OT (non timing points) 65% (2006/07)			
Public/Community transport (local indicator needed)				
Children travelling to school – mode of travel usually used (NI 198)	OT (FE access by PT) 2005/06 – 53% 06/07 53%			

Partnership Delivery

Delivery Options

Access to services:

The LAA 14 reference group would continue to focus on this area of work. This group will consider detailed actions for taking this forward. Examples of actions might be:

- Monitor trends in the availability and accessibility of essential services in rural areas through Essex Rural Partnership
- Promote multi-use of facilities and multi-tasking and the use of ICT to bring services closer to people
- Develop rural capacity-building, community planning and facilities through Essex Rural Partnership
- Improve transport provision and access to services through Rural Community Council of Essex's 'Linking Communities' project
- Improve access to information for disabled people and disability agencies and thereby access to services

Access to jobs:

'Task and finish' group to be set up, focusing specifically on this area of work. This group will consider detailed actions for taking this forward.

Examples of actions might be:

- To build up a local knowledge of sites that could be developed and consider where this might be most beneficial.
- To look at where affordable and where executive housing shortages are acting as barriers.
- To develop programmes and work together to alleviate congestion; i.e. promotion of Traffic Control Centres, influencing working patterns

Public/Community Transport:

- Update and continuation of existing strategies.
- 2011 all LA and independent schools will have an LTP in place.
- (NI 177) Partnerships with commercial bus operators to develop quality bus partnerships, in conjunction with punctuality and improvement partnerships (PIPs). This it is hoped will improve the service and attract people.
- (NI 178) Work in partnership with commercial bus operators to develop and deliver PIPs.
- (NI 198) Marketing plan/website being developed. This will allow parents/guardians to log on to the school of their choice and check the details of public transport and safe walking routes.

Social inclusion:

A multi-agency group to be set up, focusing specifically on this area of work. This group will consider detailed actions for taking this forward. Examples of actions might be:

- Develop Essex Equality and Diversity Network (EEDN) as a best practice network and resource for co-ordinating consultation with minority groups and on equality and diversity issues, including securing funding and development of electronic information exchange
- Focus groups in Neighbourhood Renewal areas, initially to explore attitudes of minority group residents to living in the area, leading to formulation of action plan

- Implement OIL Action Plan about resolving physical access problems experienced by disabled people and ECC and other partners' Disability Equality Strategies
- Continue to develop advocacy services for vulnerable people
- Strengthen infrastructure for BME voluntary and community organisations to increase their impact on equality issues
- Collect information on barriers to breastfeeding in public places and conduct publicity campaign to encourage positive provision
- Support projects to overcome age divides and discrimination, improved physical accessibility to premises and in the open urban environment, and literacy
- Ensure support across Essex Partnership for Supporting People, Sure Start, Welfare to Work, and other partnership agencies and projects contributing to overcoming social exclusion

Implications for Partnership Working

Access to services/ Social inclusion:

The current LAA 14 reference group would continue to focus on this area of work.

This group will invite wider partners to be involved in action planning and delivery as appropriate.

Access to jobs:

'Task and finish' group to be set up, focusing specifically on this area of work. The Prosperity Forum Advisory Group (PFAG) will consider the best partners to be involved. It is anticipated that these will be: ECC Highways, Member of Essex Planning Officers Association (EPOA), Wollastons Solicitor, Countryside Properties, Freight Association.

This group will invite wider partners to be involved in action planning and delivery as appropriate.

Public/Community Transport:

- Partners include commercial bus and rail operators and districts.
- Quality bus partnerships and PIPS would be developed.

Contact

Name:

Email:

Priority 11 | Greater participation in voluntary clubs and groups

Outcomes

- To increase trust and co-operation among people, promoting health and well-being, reducing fear of crime and social isolation.
- To promote an active society in which people collaborate for shared purposes.
- To promote civic participation through voluntary sector channels and advocacy and community influence over decision-taking.
- To strengthen the voluntary sector's ability to deliver public services

Focus

BAS	BRA	BRE	CAS	CHE	COL	EPP	HAR	MAL	ROC	TEN	UTT
59.3	60.8	52.4	54.9	59.9	75.8	65.7	79.1	42.5	61	62.4	74.4

Baseline and target data for districts and special groups is summarised in Annex A

Baselines and targets

Indicator	Baseline	2008/09 Target	2009/10 Target	2010/11 Target
Participation in regular volunteering (NI 6)				

Partnership Delivery

Delivery Options

- Stabilise and strengthen funding for VCS through both grant and procured services
- Set up endowed fund for VCS infrastructure development from LAA 1 performance reward grant

Implications for Partnership Working

Involve VCS further in service planning and commissioning decisions, eg, through LINKs, LSP boards

Contact

Name:
Email:

Priority 12	Fewer deaths and serious injuries from road accidents
--------------------	--

Outcomes
<ul style="list-style-type: none"> • Reduce adults killed and seriously injured • Reduce Children killed and seriously injured

Focus																																							
Public and stakeholder opinion																																							
<table border="1"> <thead> <tr> <th>Year</th> <th>BAS</th> <th>BRA</th> <th>BRE</th> <th>CAS</th> <th>CHE</th> <th>COL</th> <th>EPP</th> <th>HAR</th> <th>MAL</th> <th>ROC</th> <th>TEN</th> <th>UTT</th> </tr> </thead> <tbody> <tr> <td>07</td> <td>48.50</td> <td>67.49</td> <td>83.22</td> <td>45.98</td> <td>52.76</td> <td>59.98</td> <td>107.38</td> <td>46.33</td> <td>75.78</td> <td>35.22</td> <td>62.76</td> <td>105.49</td> </tr> <tr> <td>06</td> <td>51.5</td> <td>76.2</td> <td>86.04</td> <td>48.28</td> <td>79.45</td> <td>69.77</td> <td>114.8</td> <td>28.31</td> <td>93.9</td> <td>46.54</td> <td>68.41</td> <td>99.86</td> </tr> </tbody> </table> <p>Road accidents - Essex average KSI per 100000 population 07' data still provisional</p> <p>Baseline and target data for districts and special groups is summarised in Annex A</p>	Year	BAS	BRA	BRE	CAS	CHE	COL	EPP	HAR	MAL	ROC	TEN	UTT	07	48.50	67.49	83.22	45.98	52.76	59.98	107.38	46.33	75.78	35.22	62.76	105.49	06	51.5	76.2	86.04	48.28	79.45	69.77	114.8	28.31	93.9	46.54	68.41	99.86
Year	BAS	BRA	BRE	CAS	CHE	COL	EPP	HAR	MAL	ROC	TEN	UTT																											
07	48.50	67.49	83.22	45.98	52.76	59.98	107.38	46.33	75.78	35.22	62.76	105.49																											
06	51.5	76.2	86.04	48.28	79.45	69.77	114.8	28.31	93.9	46.54	68.41	99.86																											

Baselines and targets										
<table border="1"> <thead> <tr> <th>Indicator</th> <th>Baseline</th> <th>2008/09 Target</th> <th>2009/10 Target</th> <th>2010/11 Target</th> </tr> </thead> <tbody> <tr> <td>People killed or seriously injured in road traffic accidents and/or Children killed or seriously injured in road traffic accidents (NI47/48)</td> <td></td> <td></td> <td></td> <td></td> </tr> </tbody> </table>	Indicator	Baseline	2008/09 Target	2009/10 Target	2010/11 Target	People killed or seriously injured in road traffic accidents and/or Children killed or seriously injured in road traffic accidents (NI47/48)				
Indicator	Baseline	2008/09 Target	2009/10 Target	2010/11 Target						
People killed or seriously injured in road traffic accidents and/or Children killed or seriously injured in road traffic accidents (NI47/48)										

Partnership Delivery
<u>Delivery Options</u>
<ul style="list-style-type: none"> • Casualty Reduction Board' (membership from a member and senior officer level). Membership drawn from: Police, Fire, County Council and Highways Agency. Each year the board determines intervention strategies, building on strategies and successes. • Following from the Causality Reduction Board, sits the 'Project Management Team'. This team contains the same partners as the board, but is at an officer level. The team implements policies from the board. • ECC won funding from DfT for 'Community Wheels' a large exhibition/interactive vehicle. This will be introduced in 2008 and will target groups at risk (including taking the vehicle to communities with problems) • Targeted groups will be <ul style="list-style-type: none"> ○ young drivers (17-25) – speeding, drink/drug driving, seatbelts and mobiles ○ behaviours – speeding and drink driving ○ motorcyclists • A main focus on motor cyclists – but continue to work at maintaining reductions regarding KSI and child KSI (as small numbers, an increase in child KSI could result in missing the 2010 child KSI target – the 'Community Wheels' vehicle will be used to help reduce child KSI figures')

- High profile enforcement linked to media and educational activities focusing on seatbelts, drink driving, speed, poor driving
- Continue with enforcement strategies
- Continue with media launches

Implications for Partnership Working

- The Casualty Reduction Board
- Partners need to be involved to continue to reduce KSI figures
- The community needs to be involved

Contact

Name:

Email:

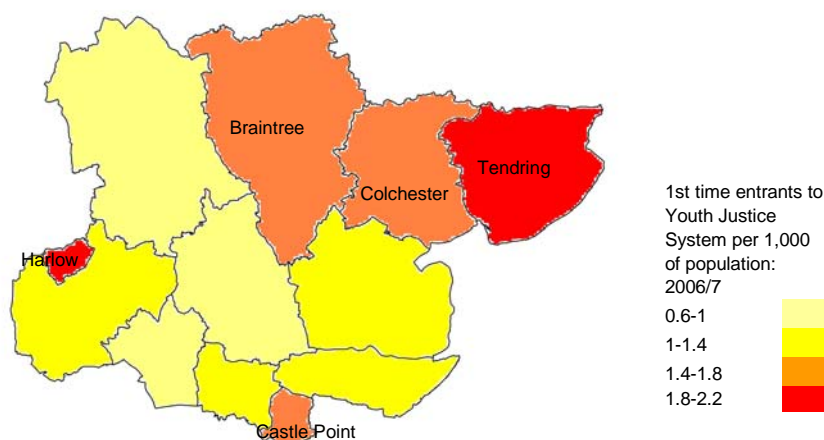
Priority 13 | Less youth offending

Outcome

- Reduce offending by children and young people by increasing positive attitudes and behaviours amongst those at risk of offending.

Focus

First time entrants to Youth Justice System: 2006/7



Baseline and target data for districts and special groups is summarised in Annex A

Baselines and targets

Indicator	Baseline	2008/09 Target	2009/10 Target	2010/11 Target
Rate of proven re-offending by young offenders (NI 19)				
First time entrants to the Youth Justice System aged 10 – 17 (NI 111)				

Partnership Delivery

Delivery Options

- Target preventative work towards children and young people who have additional needs/ are at high risk of offending.
- Increase the number and effectiveness of Safer Schools Partnerships
- Include parents in preventative work with children and young people who are at risk of offending.

Implications for Partnership Working

Essex Youth Offending Service already works closely with Essex Police, schools and voluntary sector organisations to deliver preventative work with children and young people. Additional partnership work with Essex Police and the new TASC teams may be necessary to develop ways of working with the parents of children at risk of offending. NB. there are already 12 YOS staff based in TASC teams across the county.

Contact

Name:

Email:

Priority 14	Fewer high impact crimes
--------------------	---------------------------------

<p>Outcome</p> <ul style="list-style-type: none"> To tackle crimes which have the most serious impact on victims, including domestic violence, sexual violence, assault with injury, and crime where the victim is under 19

Focus

BAS	BRA	BRE	CAS	CHE	COL	EPP	HAR	MAL	ROC	TEN	UTT
Assaults causing injury; rolling 12 month crime rate per 1,000 residents at August 2007:											
7.01	4.62	5.25	4.18	5.98	7.41	5.27	9.68	5.20	3.33	7.22	2.79
Recorded serious sexual offences per 1,000 population, April – October 2007:											
0.33	0.25	0.13	0.17	0.37	0.37	0.19	0.35	0.23	0.12	0.24	0.20
Recorded domestic violence offences per 1,000 population (September 2007):											
1.95	1.21	1.41	1.34	1.43	1.88	1.81	3.11	1.33	1.01	1.99	0.64
Number of crimes where victim was aged 0 -19 per 1,000 population											
27.8	18.2	22.1	21.8	25.6	28.0	21.4	44.3	17.1	14.1	25.5	9.3

Baseline and target data for districts and special groups is summarised in Annex A

Baselines and targets

Indicator	Baseline	2008/09 Target	2009/10 Target	2010/11 Target
Repeat incidents of domestic violence				
Specialist support to victims of a serious sexual offence (NI 26)				
Assaults causing injury (NI 20)	2007/08 Baseline data avail from Home Office July 08 Early indication data Essex Oct06- Oct07 = 8,263			
Crime where victims is under 19 yrs	2006/07 baseline = 8292			

Partnership Delivery

Delivery Options

Delivery on crime related targets will be led by the new Crime, Disorder, Drugs and Alcohol Strategic Partnership for Essex, who will be responsible for producing a Community Safety Agreement to outline how the key priorities will be tackled across the county, taking into account local strategic assessments and partnership plans developed by each of the 12 district CDRPs.

Sexual violence:

Partners will need to engage with the relevant service providers that are currently operating in Essex in order to ensure that joint delivery plans can be developed. Further key areas of work would include the identification of areas which may not be covered by existing services (such as rape crisis centres), and the development of specialist services such as Independent Sexual Violence Advisors (ISVAs) and Sexual Assault Referral Centres (SARCs). There are limited resources currently allocated to this area of work.

Domestic Violence:

Currently there are partnerships in place that deliver on domestic violence issues at a local and county level. However, this is still an area that is under-resourced and would benefit from a coordinated and focused approach in order to identify actions and deliver a new target.

Victims under 19 yrs:

Joint working between CDRPs and CYPSPs

Continue existing Healthy Schools activities, anti-bullying programmes and Safer Schools Partnerships. Deliver more intensive, targeted support in hotspot areas or individual schools with high rates of crime and/or bullying against children and young people.

Implications for Partnership Working

PSA 23 (Making communities safer) includes a requirement for local CDRPs, in partnership with Local Criminal Justice Boards (LCJBs) and offender management bodies, to demonstrate that they are taking action to tackle serious sexual offences.

Partnership arrangements will have to develop significantly in this area in order to deliver against this PSA, and potentially NI 26.

ECC already works closely with schools, the Connexions Service, Essex Police and other partners towards the priority on young victims of crime through the current LAA. Delivering more targeted, localised support may be required through existing partnerships.

Contact

Name:

Email:

Priority 15 | People feel safer

Outcome

- To reduce perceptions of crime and anti-social behaviour, and improve street and environmental cleanliness

Focus

BAS	BRA	BRE	CAS	CHE	COL	EPP	HAR	MAL	ROC	TEN	UTT
40.00	54.00	51.00	44.00	53.00	42.00	46.00	37.00	57.00	44.00	45.00	64.00

% feel safe outside after dark 2006/07 (Tracker Survey)

Baseline and target data for districts and special groups is summarised in Annex A

Baselines and targets

Indicator	Baseline	2008/09 Target	2009/10 Target	2010/11 Target
Perceptions of anti-social behaviour (NI 17)	2006/07 Baseline = 26.5%			
Fear of crime (Perception indicator)	2006/07 Baseline = 47.6%			
Improved street and environmental cleanliness (levels of graffiti, litter, detritus and fly posting) and/or Improved street and environmental cleanliness – fly tipping (NI 195/196)				

Partnership Delivery

Delivery Options

There are a wide range of initiatives that can help to reduce crime and ASB, involving various partners from the police to education and housing, and there is significant activity already taking place. There is still an issue around how we can further develop, coordinate and communicate this work, particularly around ASB, to impact specifically on the perception measures.

Delivery on crime related targets will be led by the new Crime, Disorder, Drugs and Alcohol Strategic Partnership for Essex, who will be responsible for producing a Community Safety Agreement to outline how the key priorities will be tackled across the county, taking into account local strategic assessments and partnership plans developed by each of the 12 district CDRPs.

Implications for Partnership Working

A key issue for development is how the wide range of existing work carried out by various partners can be coordinated to ensure that it is effectively targeted, and that areas of need can be identified. In order to reduce people’s perceptions it is particularly important to focus on communicating with and engaging the public, and in addition to joint communication and consultation from partners, the media will be a key partner in this.

This item can only be delivered through Partnership working even though some agencies may have a more outward public focussed role to play, such as the police for example. However other agencies have an important part to play in delivering back-up services or through positive media campaigns.

Contact

Name:

Email:

Our Economy

We want to promote sustainable growth with high value jobs and ensure adequate infrastructure is in place to support this

Achieving this will involve:

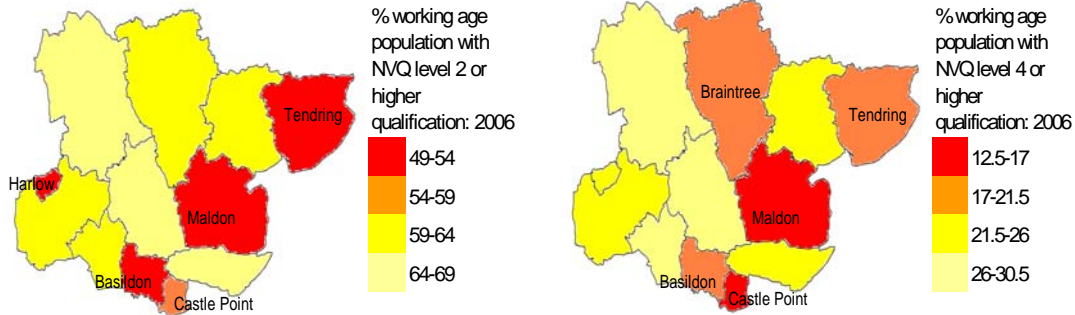
- Ensuring people have the skills for higher value-added jobs in a knowledge based economy
- A dynamic business sector with higher levels of inward investment
- Business innovation and expansion
- Making the most of the 2012 Olympics
- Less congestion on the roads

Priority 16	People have the skills for higher value-added jobs in a knowledge based economy
--------------------	--

Outcomes
<ul style="list-style-type: none"> To raise educational attainment and skills levels in the adult population Assisting all people of working age to live independent lives and to play an active role in society Support the full take up of in work and out of work benefits and programmes

Focus

Increased skills and level of adult attainment across Essex



Supporting independence

- Promoting independent living is a pan-Essex priority, but Basildon town centre & Tendring (south & north east) could be targeted to promote social inclusion & employment for all people of working age. Harlow has the highest percentage of residents receiving housing (22%) & council tax benefits (25%). Basildon has the next highest rate.
- Tendring, Colchester & Braintree have above average learning disability rates. Tendring, Colchester & Harlow have the highest rates of physical impairment. Tendring has a significant mental health problem.

Baseline and target data for districts and special groups is summarised in Annex A

Baselines and targets

Indicator	Baseline	2008/09 Target	2009/10 Target	2010/11 Target
Learners achieving a Level 1 qualification in literacy and/or Learners achieving an Entry Level 3 qualification in numeracy and/or Working age population qualified to at least Level 2 or higher and/or Working age population qualified to at least Level 3 or higher and/or Working				

age population qualified to at least Level 4 or higher. (NI 161/162/163/164/165)				
Creation of more high-valued added jobs (local indicator needed)				
Overall employment rate and/or Working age people on out of work benefits and/or Working age people claiming out of work benefits in the worst performing neighbourhoods (NI 151/152/153)				

Partnership Delivery

Delivery Options

Increased skills and level of adult attainment across Essex

Task and finish' group to be set up, focusing specifically on this area of work. This group will consider detailed actions for taking this forward.

Examples of actions might be:

- Programmes to encourage interaction between education and Business
- Programmes for engaging with employers to encourage them to provide more skills training; particularly focusing on small and medium companies.
- We would envisage focusing on particular areas dependent upon their need. Eg. Harlow has issues with low level skills, whilst Braintree may wish to focus on higher levels.

Supporting independence

Essex County Council will lead with support from public, private and voluntary sector partners. A multi-agency group will be set up to consider detailed actions in the following areas:

- To contribute towards social inclusion through a range of projects and partnerships including Welfare to Work (incl. Pathways to Work), Sure Start, Supporting People, & Access to Work funding for employers.
- To continue to develop advocacy services for vulnerable people
- Supporting adult community learning to develop literacy, numeracy and personal development solutions in partnership to deal with all forms of social exclusion.
- Better links between the Learning & Skills Council, Jobcentre Plus, Adult Social Care & Community Learning will support the fulfilment of this priority in association with the ECC benefits section.
- Focus groups should be established in all localities to support a range of social, educational and welfare to work projects.
- To help develop projects to overcome age, disability and other forms of discrimination at work and in the community, supporting improved physical accessibility to premises and public spaces.

Implications for Partnership Working

Increased skills and level of adult attainment across Essex

- Prosperity Forum Advisory Group (PFAG) to consider the best partners to be involved in Task and finish' group. It is anticipated that these will be: ExDRA/East of England International/Essex Chamber of Commerce/Private company/Essex EDO Chair (Chelmsford BC), Thames Gateway South Essex Partnership.

Supporting independence

- Co-ordination with Jobcentre Plus, GPs & PCTs to combat dependency & support independence.
- GPs & Jobcentre Plus need to identify clients in need of support, to review existing working age benefits claimants, particularly incapacity benefit recipients whose barriers to work could be overcome.

Contact

Name:

Email:

Priority 17	A dynamic business sector with higher levels of inward investment and business innovation and expansion, making the most of the 2012 Olympics
--------------------	--

Outcomes

- To ensure that we have a diverse and therefore competitive economy, which is less reliant on London by helping new and existing companies to start-up, innovate and grow
- To increase the number of high value jobs, through inward investment, business retention & expansion and helping companies to trade internationally
- Maximise the benefits from the 2012 Olympics (sporting, cultural, economic etc.)

Focus

Baseline and target data for districts and special groups is summarised in Annex A

Baselines and targets

Indicator	Baseline	2008/09 Target	2009/10 Target	2010/11 Target
VAT registration rate and/or VAT registered businesses in the area showing growth (NI 171/172)				
Inward investment (Local indicator needed)				
Maximise the benefits (legacy) from the 2012 Olympics (Local indicator needed) Sport England, EEDA and GO-E are working on developing a 2012 legacy target which we could probably use for this.	Not an existing indicator			

Partnership Delivery

Delivery Options

Business start up and innovation

'Task and finish' group to be set up, focusing specifically on this area of work. This group will consider detailed actions for taking this forward.

Examples of actions might be:

- Business Link to work with partners to assist more companies with start-up
- Essex Innovation Network to support x number of innovative companies to start up and grow
- Develop programmes for supporting Science attainment in schools

Competitive economy

Task and finish' group to be set up, focusing specifically on this area of work. This group will

consider detailed actions for taking this forward.

Examples of actions might be:

- To build up a local knowledge of the important strategic companies in Essex.
- To increase the number of companies choosing to stay in Essex, through a range of support and premises development.
- To offer and promote support available to companies to trade internationally and the inward investment offer via the Invest Essex team.

Olympics

Develop a portfolio of 2012 projects that can be delivered locally to work towards achieving specific targets within the LAA.

Opportunities over the course of the LAA (i.e. pre-2012) include the Cultural Olympiad and a pre-volunteering programme.

Implications for Partnership Working

Business start up and innovation

'Task and finish' group to be set up, focusing specifically on this area of work. The Prosperity Forum Advisory Group (PFAG) will consider the best partners to be involved. It is anticipated that these will be: Southend BC/Business Link/University of Essex, Business Help East, ExDRA.

This group will invite wider partners to be involved in action planning and delivery as appropriate.

Competitive economy

'Task and finish' group to be set up, focusing specifically on this area of work. The Prosperity Forum Advisory Group (PFAG) will consider the best partners to be involved. It is anticipated that these will be: ExDRA/East of England International/Essex Chamber of Commerce/Private company/Essex EDO Chair (Chelmsford BC), Thames Gateway South Essex Partnership.

This group will invite wider partners to be involved in action planning and delivery as appropriate

Olympic legacy

The Essex Working Group for the London 2012 Olympic and Paralympic Games (and its 4 sub-groups) leads on delivering the legacy for Essex. The LAA Governance Review has highlighted the lack of a strategic countywide partnership on sport, culture and the arts, and so action may need to be taken to create this. Engaging with LSP leads (to ensure sport and culture has a stronger voice) and the Essex Association of Culture and Leisure Officers (the only group to bring both tiers of local government cultural officers together) would be the place to start this.

Including this as an outcome in the Essex Strategy will increase partner engagement in ensuring a sustainable legacy from the Olympic Games, and also increase engagement in sports, culture and volunteering as areas of focus for the Essex Partnership.

Contact

Name:

Email:

Priority 18 | Less congestion on the roads, with roads in good condition

Outcome

- Reduce average journey time
- Improve road quality

Focus

BAS	BRA	BRE	CAS	CHE	COL	EPP	HAR	MAL	ROC	TEN	UTT
28	36	46	59	46	48	42	41	24	50	19	37

% saying “ Congestion of the roads” most needs improving, 2006 BVGS Surveys

Baseline and target data for districts and special groups is summarised in Annex A

Baselines and targets

Indicator	Baseline	2008/09 Target	2009/10 Target	2010/11 Target
Congestion – average journey time per mile during the morning peak (NI 167)				
Principal roads where maintenance should be considered and/or Non- principal roads where maintenance should be considered (NI 168/169)				

Partnership Delivery

Delivery Options

- Park and ride scheme the already successful Sandon Park and Ride site opened in March 2006. The County Council is now working up proposals for further sites around Chelmsford and other towns such as Colchester
- Traffic control centre up and running which has had a significant impact on helping people travel around Essex
- Congestion management schemes are continuing to be implemented in key urban areas such as Chelmsford, Colchester Basildon and Harlow
- Significant funding has been and will continue to be injected in the maintenance of carriageways in a proactive approach to prevent carriageways reaching critical condition

Implications for Partnership Working

The reduction of congestion and maintenance of carriageways cannot be delivered in isolation. Partnership working is essential. For congestion management working with the Police is vital to ensure that incidents are managed and cleared quickly thus avoiding delay to travellers. Partnership working is also needed with contractors to help deliver maintenance targets and also to reduce the time taken to implement improvements/repair

Contact

Name:
Email:

Our World

We want to promote sustainability and protect the county's physical environment

Achieving this will involve:

- Protecting the environment
 - Reducing our domestic, business and public sector carbon footprint
 - Managing the natural environment
- Reducing and recycling waste

Priority 19	Smaller domestic, business and public sector carbon footprint
--------------------	--

- Outcomes**
- To help Essex companies to reduce their carbon footprint but also become a leading area for the development of environmental technologies.
 - Reduce or limit the extent of Essex's ecological footprint
 - Use Accessibility Planning to deliver more sustainable, cohesive and inclusive communities that improve quality of life.
 - Build the concept of service accessibility into new development
 - Improve sustainable transport links to key services such as education, employment, healthcare and food shopping, represented by access to major service provision centres

Focus

Domestic per capita CO2 (tonnes) 2005

BAS	BRA	BRE	CAS	CHE	COL	EPP	HAR	MAL	ROC	TEN	UTT
2.4	2.5	2.9	2.6	2.5	2.4	2.8	2.2	2.5	2.7	2.6	2.8

Baseline and target data for districts and special groups is summarised in Annex A

Baselines and targets

Indicator	Baseline	2008/09 Target	2009/10 Target	2010/11 Target
Ensure development avoids adverse impacts on the environment (local indicator needed)	Not an existing indicator			
Per capita CO2 emissions in the LA area (NI 186)	Not an existing indicator			
CO2 reduction from Local Authority operations (NI 185)	Not an existing indicator			

Due to the two year time-lag on NI 186, there is some strong support for developing some local PIs which would track progress against particular initiatives

Partnership Delivery

Delivery Options

Reduce carbon footprint of business

'Task and finish' group to be set up, focusing specifically on this area of work. This group will consider detailed actions for taking this forward.

Examples of actions might be:

- To ensure that all district councils develop waste recycling to local businesses
- To develop/continue programmes to support and foster environmental technologies
- To harness the knowledge and expertise of existing companies (I.e. Ford) in developing ambitious programmes for Essex to be a leader (i.e. Low Carbon Business Park)

Reduce ecological footprint

The Essex Strategy/LAA could be used to contribute towards some or all of the following projects:

- Essex Commitment to Climate Change
- CRed
- Energy Efficiency Scheme
- Carbon Balancing Scheme
- Renewables Showroom
- ECCO2

Sustainable development

Delivery will be through a number of mechanisms:

- Assess future passenger transport, walking and cycling service provision resulting from local authority or developer funding against their ability to maintain/improve access to key services.
- Develop partnerships between commercial Passenger Transport providers, developers and local authorities to promote the accessibility, effectiveness and reliability of bus services
- Review existing ECC supported service provision in light of accessibility priorities.
- Future proof through land use planning process by requesting every application received from a key service includes;
 - an access audit with their application.
 - Outlines measures to demonstrate they are ameliorating any accessibility shortfall this identifies
 - Incorporates any Planning Authority recommendations to ensure that new sites are at least as accessible and preferably more accessible than at present.
- Review the current provision and location of services and assess how accessible these sites are.
- A commitment to a significant marketing and information campaign to promote sustainable modes of travel .
- Work in partnership with all the service providers to consider options for improving access for their users. This could be for the service provider to deliver their service in a different way – make the service mobile, alter opening times or change booking systems.
- Work with employers to develop travel planning solutions – travel share, instillation of cycle facilities, flexible working etc.

Alongside these measures there is a need for good, clear information on the available transport, and marketing to promote the positive measures that partners have undertaken is vital.

Implementation of these measures will require a significant commitment by all service providers, Planning Authorities and the County Council.

This will include a commitment to meet the staff and resources to undertake the ongoing access assessments, assist the business community with the implementation of travel plans and to offer

advice to service providers on the availability of transport and areas of concern.

Implications for Partnership Working

Reduce carbon footprint of business

'Task and finish' group to be set up, focusing specifically on this area of work. The Prosperity Forum Advisory Group (PFAG) will consider the best partners to be involved. It is anticipated that these will be: Ford Motor company, ExDRA, Carbon Trust, Endoline (Private company), ReMade Essex, district representative,

This group will invite wider partners to be involved in action planning and delivery as appropriate.

Reduce ecological footprint

A set of local, achievable targets on CO₂ emissions is needed in order to strengthen the engagement and involvement of all LAA partners (providing this is acceptable to DEFRA). Any agreed targets must have clearly stated actions that individual partners must undertake in order to achieve targets.

Sustainable development

The delivery of a sustainable community can only be achieved through partnership working between land use planners, service and transport providers agreeing to consider accessibility as part of their decision making. It can only succeed through a major commitment by all those involved. Accessibility Planning is not just about the availability of transport, but rather the ability of service users to access the location of key services and an innovative approach to service delivery.

Contact

Name:

Email:

Priority 20	A well-managed natural environment
--------------------	---

Outcome

- Protect Essex's coast and countryside from the pressures of growth and climate change

Focus

Baseline and target data for districts and special groups is summarised in Annex A

Baselines and targets

Indicator	Baseline	2008/09 Target	2009/10 Target	2010/11 Target
Improve the management of the Essex countryside (local indicator needed)	Not an existing indicator			
Flood and coastal erosion risk management (NI 189)	Not an existing indicator			
Improved local biodiversity (NI 197)	Not an existing indicator			

Partnership Delivery

<u>Delivery Options</u>

The Local Area Agreement could be used to provide support to the Essex Wildlife Sites Project (EWSP) coordinated by Essex Wildlife Trust, which would support achievement of any potential target against NI 197.

Establish a Biological Records Centre for Essex. A Biological Records Centre (BRC) for Essex would be a central location acting as a hub for biodiversity information, currently held by individual recorders in Essex. Through improved accessibility and the ability to interrogate key datasets together, it would allow data to be fed into assessments of NI197 (improved local biodiversity). The BRC could also develop habitat opportunity mapping, assessing the impact of climate change on local ecosystems and their future management (NI118)

Green Infrastructure Strategy in growth areas.

<u>Implications for Partnership Working</u>
--

Guidance in NI197 talks about a local authority led partnership – this is currently coordinated by the Essex Wildlife Trust through the Essex Wildlife Sites Project Advisory Group, which includes representation from ECC, Natural England, Essex POA, Essex Field Club, Essex Biodiversity Project and the Environment Agency. Some increase in local authority representation may be needed to meet the guidance therefore.

Contact

Name:
Email:

Priority 21	Less waste and more recycling
--------------------	--------------------------------------

Outcome

- Reduce the amount of waste produced in Essex and increase recycling levels

Focus

BAS	BRA	BRE	CAS	CHE	COL	EPP	HAR	MAL	ROC	TEN	UTT
27.41	35.39	31.18	25.73	32.29	30.96	37.09	21.29	32.86	17.18	22.96	42.82

Essex WC Authorities - % of household waste recycled or composted 2006/07

Baseline and target data for districts and special groups is summarised in Annex A

Baselines and targets

Indicator	Baseline	2008/09 Target	2009/10 Target	2010/11 Target
Residual household waste per head (NI 191)				
Household waste recycled and composted (NI 192)	29.99% (2006/07 for Essex WCAs)			
Municipal Waste Land Filled (%) (NI 193)	63.88% (2006/07 for Essex WCAs + WDA)			

Partnership Delivery

Delivery Options

The Essex Strategy/LAA could be used to contribute towards some or all of the following projects:

- Supporting existing community recycling schemes
- Investment in promotional and educational work
- Grants for schools and community groups to deliver waste and recycling programmes

N.B. These are all projects that would be best implemented at a local level.

Implications for Partnership Working

There has been recognition that it is important to build on the existing partner buy-in

There is already a strong and established Essex Waste Partnership in place.

Contact

Name:

Email: